























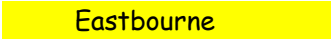


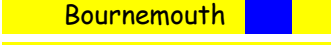






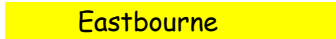











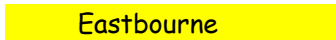







| Code | Event | Division | Entry | | Name | Age | Team Name | | Result | Position |
|------|-----------------|----------|-------------|-----|-----------------------|-----|---------------|------|----------|----------|
| | | | Time / Dist | No. | | | Colour | Code | | |
| T1 | 1500 metre men | DIV 1 | 480.00 | 123 | Billy Baker | 61 | SE Kent | | 9m 26.3s | 2nd |
| T1 | 1500 metre men | DIV 1 | 320.20 | 139 | Matthew Houghton | 18 | Surrey | | 5m 15.9s | 1st |
| T2 | 400 metre men | DIV 2 | 62.10 | 126 | Adam Brownsword | 15 | SE Kent | | 64.2 | 3rd |
| T2 | 400 metre men | DIV 2 | 62.00 | 115 | Ross Eglinton | 28 | Isle of Wight | | 67 | 4th |
| T2 | 400 metre men | DIV 2 | 58.50 | 10 | Gary Pryke | 27 | Harrow | | n/a | |
| T2 | 400 metre men | DIV 2 | 56.60 | 153 | Daniel Wolff | 21 | Surrey | | 56.5 | 1st |
| T2 | 400 metre men | DIV 2 | 56.30 | 21 | Jordan Okonta | 18 | Worthing | | 60.5 | 2nd |
| T3 | 400 metre women | DIV 1 | 74.00 | 56 | GEORGIA KIELY | 21 | Bournemouth | | 72.1 | 1st |
| T3 | 400 metre women | DIV 1 | 68.30 | 143 | Hannah Dear | 20 | Surrey | | n/a | |
| T4 | 400 metre men | DIV 1 | 160.00 | 90 | Phillip Higson (Walk) | 26 | Eastbourne | | 2m 57.4s | 1st |
| T4 | 400 metre men | DIV 1 | 103.00 | 116 | Ross Backshall | 35 | Isle of Wight | | 94.6 | 2nd |
| T4 | 400 metre men | DIV 1 | 96.20 | 144 | Owen Hughes | 15 | Surrey | | 97.4 | 3rd |
| T5 | 100 metre women | DIV 1 | 30.20 | 22 | Kaya Gonitheir | 15 | Worthing | | 22.6 | DQ |
| T5 | 100 metre women | DIV 1 | 26.29 | 24 | Lottie Alford | 14 | Worthing | | 24.3 | 4th |
| T5 | 100 metre women | DIV 1 | 26.10 | 20 | Jenna Linfield | 15 | Worthing | | 22.1 | 1st |
| T5 | 100 metre women | DIV 1 | 25.90 | 136 | Lucy Appleton | 50 | SE Kent | | 23.4 | 3rd |
| T6 | 100 metre women | DIV 2 | 24.30 | 65 | Stacey Cave | 22 | Redditch | | 20.5 | 2nd |
| T6 | 100 metre women | DIV 2 | 24.00 | 121 | Anna-Rosa Cretella | 37 | Isle of Wight | | 21.9 | 3rd |
| T6 | 100 metre women | DIV 2 | 24.00 | 28 | Shami Fengua | 14 | Worthing | | 22.9 | 5th |
| T6 | 100 metre women | DIV 2 | 23.10 | 26 | Lisa Hanson | 35 | Worthing | | 18.6 | 1st |
| T6 | 100 metre women | DIV 2 | 22.40 | 4 | Analise Fifer | 40 | Harrow | | 24.3 | 6th |
| T6 | 100 metre women | DIV 2 | 22.40 | 64 | Emmeline Rudge | 37 | Redditch | | 22.1 | 4th |
| T7 | 100 metre women | DIV 3 | 21.15 | 67 | Lauren Francis | 25 | Redditch | | 21 | 4th |
| T7 | 100 metre women | DIV 3 | 21.10 | 113 | Georgina Lee | 22 | Eastbourne | | 21.2 | 5th |
| T7 | 100 metre women | DIV 3 | 21.00 | 58 | JUDITH COOLING | 30 | Bournemouth | | 20.2 | 2nd |
| T7 | 100 metre women | DIV 3 | 21.00 | 106 | Elizabeth Brown | | Eastbourne | | 23.3 | 6th |

| | | | | | | | |
|-----|-----------------|-------|-------|-------------------------|----|---|----------|
| T7 | 100 metre women | DIV 3 | 20.50 | 5 Shaida Ghorbanian | 24 |  | 25.9 7th |
| T7 | 100 metre women | DIV 3 | 20.00 | 122 Sarah Beane | 34 |  | 20.4 3rd |
| T7 | 100 metre women | DIV 3 | 20.00 | 79 Emily Spiers | 19 | North London | 19.4 1st |
| T8 | 100 metre women | DIV 4 | 18.40 | 47 Melanie Persaud | 40 |  | 18.9 4th |
| T8 | 100 metre women | DIV 4 | 18.10 | 114 Katie Redfern | |  n/a | |
| T8 | 100 metre women | DIV 4 | 18.10 | 36 Amy Walker | 18 |  | 18.2 2nd |
| T8 | 100 metre women | DIV 4 | 17.50 | 152 Lauren McColl | 19 |  | 18.7 3rd |
| T8 | 100 metre women | DIV 4 | 17.20 | 18 Emily Scally | 14 |  | 17.3 1st |
| T9 | 100 metre men | DIV 1 | 28.80 | 130 Jimmy Bryant | 59 |  | 31.4 4th |
| T9 | 100 metre men | DIV 1 | 25.50 | 129 Rocky Norman | 46 |  | 54.6 5th |
| T9 | 100 metre men | DIV 1 | 25.40 | 93 Adam Moors | |  | 29 3rd |
| T9 | 100 metre men | DIV 1 | 25.32 | 151 Dave Bysooa | 15 |  | 18.3 DQ |
| T9 | 100 metre men | DIV 1 | 25.27 | 33 Toby Chadwick | 11 |  | 17.3 DQ |
| T9 | 100 metre men | DIV 1 | 24.90 | 62 Jonathan Wedgbury | 42 |  | 26.2 2nd |
| T9 | 100 metre men | DIV 1 | 23.15 | 61 Richard Daykin | 36 |  | 23.5 1st |
| T10 | 100 metre men | DIV 2 | 22.90 | 131 Wayne Jarvis | 46 |  | 22.8 5th |
| T10 | 100 metre men | DIV 2 | 22.50 | 102 Christopher Wedlake | |  | 21.4 4th |
| T10 | 100 metre men | DIV 2 | 22.06 | 63 Steven Cooper | 31 |  | 24.3 7th |
| T10 | 100 metre men | DIV 2 | 21.80 | 124 John Byrne | 53 |  | 19.9 3rd |
| T10 | 100 metre men | DIV 2 | 21.60 | 134 Hugh Dalton | 51 |  | 18.9 1st |
| T10 | 100 metre men | DIV 2 | 21.50 | 128 Paul Griffin | 49 |  | 23.3 6th |
| T10 | 100 metre men | DIV 2 | 21.50 | 138 Raymond Puttick | 53 |  | 19.5 2nd |
| T10 | 100 metre men | DIV 2 | 21.19 | 34 Rhys Whithead | 15 |  n/a | |
| T11 | 100 metre men | DIV 3 | 21.00 | 119 Charlie Burgess | 32 |  | 19.2 1st |
| T11 | 100 metre men | DIV 3 | 20.90 | 43 Matthew Heaney | 21 |  | 19.4 2nd |
| T11 | 100 metre men | DIV 3 | 20.49 | 98 Andrew Rae | |  | 20 4th |
| T11 | 100 metre men | DIV 3 | 20.40 | 132 Robert Stacey | 44 |  | 23.4 6th |














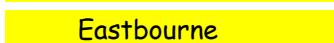

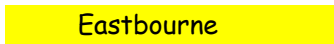








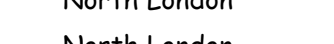
| | | | | | | | |
|------|---------------|-------|-------|-------------------------|----|---|-----------|
| T11 | 100 metre men | DIV 3 | 20.10 | 148 Paul Florence | 28 |  | 19.8 3rd |
| T11 | 100 metre men | DIV 3 | 20.00 | 86 Matt Fricker | |  | 24.7 7th |
| T11 | 100 metre men | DIV 3 | 20.00 | 118 Andy Powell | 35 |  | 23.2 5th |
| T12 | 100 metre men | DIV 4 | 19.10 | 25 Luke Hibberd | 18 |  | 17.6 2nd |
| T12a | 100 metre men | DIV 4 | 19.00 | 75 Idris Onafuye | 30 | North London | 18.9 2nd |
| T12 | 100 metre men | DIV 4 | 19.00 | 29 Kieran Farley | 15 |  | 17.2 1st |
| T12 | 100 metre men | DIV 4 | 18.90 | 105 Alex Golding | |  | 18.2 3rd |
| T12 | 100 metre men | DIV 4 | 18.50 | 117 Nathan Bound | 28 |  | |
| T12 | 100 metre men | DIV 4 | 18.30 | 78 Neil Santimano | 41 | North London | |
| T12a | 100 metre men | DIV 4 | 18.00 | 74 Osman Mahmout | 30 | North London | 18.19 1st |
| T13 | 100 metre men | DIV 5 | 17.35 | 12 Blake Paxton | 16 |  | 15.2 1st |
| T13 | 100 metre men | DIV 5 | 17.00 | 6 Michael Reeves | 54 |  | 19.4 6th |
| T13 | 100 metre men | DIV 5 | 17.00 | 120 Christopher Burgess | 28 |  | 17.1 5th |
| T13 | 100 metre men | DIV 5 | 16.90 | 27 Miles Cosham | 18 |  | 15.6 2nd |
| T13 | 100 metre men | DIV 5 | 16.60 | 40 Garry Price | 50 |  | 16.6 4th |
| T13 | 100 metre men | DIV 5 | 16.40 | 95 Daniel Poole | 24 |  | n/a |
| T13 | 100 metre men | DIV 5 | 16.40 | 99 Conner Samuel | 20 |  | 15.8 3rd |
| T14 | 100 metre men | DIV 6 | 16.10 | 17 Dougie Beighton | 14 |  | 14.4 1st |
| T14 | 100 metre men | DIV 6 | 16.00 | 54 TREY FRY | 18 |  | 16 6th |
| T14 | 100 metre men | DIV 6 | 16.00 | 72 Robbie Cahill | 19 | North London | 15.4 4th |
| T14 | 100 metre men | DIV 6 | 16.00 | 76 Bradley Possami | 14 | North London | 15.8 5th |
| T14 | 100 metre men | DIV 6 | 15.80 | 7 Aurelius Burndam | 38 |  | 15.1 3rd |
| T14 | 100 metre men | DIV 6 | 15.60 | 110 Robert Moore | |  | 14.8 2nd |
| T16 | 100 metre men | DIV 8 | 15.50 | 49 ARCHIE GORMAN | 17 |  | 15.5 4th |
| T15 | 100 metre men | DIV 7 | 15.50 | 96 Daniel Parks | |  | 15.6 4th |
| T15 | 100 metre men | DIV 7 | 15.50 | 1 Imran Ranji | 44 |  | n/a |
| T15 | 100 metre men | DIV 7 | 15.50 | 107 Joshua Rawling | 21 |  | 15.1 2nd |



















| | | | | | | | |
|-----|----------------|-------|-------|-------------------------------|----|---|----------|
| T15 | 100 metre men | DIV 7 | 15.00 | 9 Barry Smith | 52 |  | 14.4 1st |
| T15 | 100 metre men | DIV 7 | 15.00 | 48 Lee Cox | 34 |  | 15.9 5th |
| T15 | 100 metre men | DIV 7 | 15.00 | 84 David Bennett | 30 |  | 15.1 3rd |
| T16 | 100 metre men | DIV 8 | 14.40 | 108 Joshua Tibbott | |  n/a | |
| T16 | 100 metre men | DIV 8 | 14.30 | 141 Luke Ayios | 16 |  | 14.1 2nd |
| T16 | 100 metre men | DIV 8 | 14.30 | 147 Mark Gorman | 18 |  | 14.2 3rd |
| T16 | 100 metre men | DIV 8 | 14.00 | 77 Ashwarth Pushparja Sekaran | 15 | North London | 13.9 1st |
| T17 | 50 metre men | DIV 1 | 52.00 | 89 Robert Hammond | 43 |  n/a | |
| T17 | 50 metre men | DIV 1 | 22.10 | 88 Nick Humphries | |  | 21.9 1st |
| T17 | 50 metre men | DIV 1 | 19.03 | 111 Aaron French | |  | 12.5 DQ |
| T18 | 50 metre men | DIV 2 | 16.70 | 44 Gary Dridge | 47 |  | 13.4 DQ |
| T18 | 50 metre men | DIV 2 | 16.10 | 133 Ralph Measor | 47 |  | 15.6 2nd |
| T18 | 50 metre men | DIV 2 | 15.60 | 38 Andrew Sparks | 43 |  | 16.4 3rd |
| T18 | 50 metre men | DIV 2 | 15.00 | 81 Connor Gilmore | 10 | North London | 13.7 1st |
| T19 | 50 metre men | DIV 3 | 14.00 | 41 Ian Hardwick | 41 |  | 12.5 4th |
| T19 | 50 metre men | DIV 3 | 13.00 | 85 Scott Easton | |  n/a | |
| T19 | 50 metre men | DIV 3 | 12.10 | 69 Graham Robb | 42 |  | 12.2 3rd |
| T19 | 50 metre men | DIV 3 | 11.50 | 42 Stevie Howard | 18 |  | 9.7 1st |
| T19 | 50 metre men | DIV 3 | 11.50 | 45 Kieran Harris | 32 |  | 11.3 2nd |
| T20 | 50 metre men | DIV 4 | 11.40 | 3 Logan Anslow | 12 |  | 10.4 3rd |
| T20 | 50 metre men | DIV 4 | 11.25 | 71 Louis Baker | 32 | North London | 11 4th |
| T20 | 50 metre men | DIV 4 | 11.20 | 94 Craig Post | 31 |  n/a | DNF |
| T20 | 50 metre men | DIV 4 | 11.00 | 37 Paul Webb | 45 |  | 12.1 5th |
| T20 | 50 metre men | DIV 4 | 10.30 | 91 Jo Humphries | |  | 10.1 2nd |
| T20 | 50 metre men | DIV 4 | 8.80 | 146 Nicholas Silver | 20 |  | 8.8 1st |
| T21 | 50 metre women | DIV 1 | 42.60 | 155 Sarah Todd | |  | |
| T21 | 50 metre women | DIV 1 | 30.00 | 57 JENNIFER RYLAND | 30 |  | 26.1 3rd |

























| | | | | | | | |
|-----|-----------------|-------|-------|----------------------------------|----|--------------|----------|
| T21 | 50 metre women | DIV 1 | 26.40 | 97 Katy Rose | | Eastbourne | |
| T21 | 50 metre women | DIV 1 | 20.50 | 149 Sophia Lewis | 13 | Surrey | 23.2 2nd |
| T21 | 50 metre women | DIV 1 | 20.05 | 103 Becky Saunders | 13 | Eastbourne | 22 1st |
| T22 | 50 metre women | DIV 2 | 19.50 | 80 Po Ting Wan | 39 | North London | 21.2 3rd |
| T22 | 50 metre women | DIV 2 | 18.10 | 68 Stacey Everill | 29 | Redditch | 19.2 2nd |
| T22 | 50 metre women | DIV 2 | 19.00 | 83 Stacey Barton | | Eastbourne | 21.2 3rd |
| T22 | 50 metre women | DIV 2 | 18.30 | 92 Victoria Knight | 27 | Eastbourne | 17 1st |
| T23 | 50 metre women | DIV 3 | 17.00 | 135 Jane Weatherhead | 51 | SE Kent | 17.3 6th |
| T23 | 50 metre women | DIV 3 | 16.20 | 109 Laura Ross | | Eastbourne | 14.3 3rd |
| T23 | 50 metre women | DIV 3 | | 82 Rachel Howsell | | Eastbourne | 13.2 1st |
| T23 | 50 metre women | DIV 3 | 16.00 | 55 BETHAN HARRIES | 20 | Bournemouth | 14.3 2nd |
| T23 | 50 metre women | DIV 3 | | 157 Jessica Hiles | | Redditch | 15.6 4th |
| T23 | 50 metre women | DIV 3 | 14.60 | 101 Jo Watson | 41 | Eastbourne | 17.2 5th |
| T24 | 50 metre women | DIV 4 | 12.69 | 137 Fiona von Bohlen und Halbach | 36 | SE Kent | 14 4th |
| T24 | 50 metre women | DIV 4 | 12.30 | 35 Lucy Hopgood | 17 | SE Hants | 11.3 3rd |
| T24 | 50 metre women | DIV 4 | 10.70 | 104 Kristiane Zeitun | | Eastbourne | n/a |
| T24 | 50 metre women | DIV 4 | 10.50 | 145 Alice Scott | 21 | Surrey | 10.3 1st |
| T24 | 50 metre women | DIV 4 | 10.40 | 140 Hannah Kemp | 18 | Surrey | 10.7 2nd |
| T25 | 200 metre women | DIV 1 | 52.50 | 59 ROBYN DAYSON-SMITH | 28 | Bournemouth | 55.4 3rd |
| T25 | 200 metre women | DIV 1 | 47.00 | 46 Joanne Shepherd | 37 | SE Hants | 44.3 2nd |
| T25 | 200 metre women | DIV 1 | 43.30 | 47 Melanie Persaud | 40 | SE Hants | 42.2 1st |
| T26 | 200 metre women | DIV 2 | 38.70 | 36 Amy Walker | 18 | SE Hants | 39.5 4th |
| T26 | 200 metre women | DIV 2 | 38.62 | 66 Laurie Brooks | 31 | Redditch | 40.6 5th |
| T26 | 200 metre women | DIV 2 | 38.20 | 19 Freya Parsons | 15 | Worthing | n/a |
| T26 | 200 metre women | DIV 2 | 36.50 | 13 Charmaine Hughes | 16 | Worthing | 37.9 3rd |
| T27 | 200 metre women | DIV 3 | 31.00 | 56 GEORGIA KIELY | 21 | Bournemouth | 30.2 1st |
| T27 | 200 metre women | DIV 3 | 31.00 | 60 VICKY COOMBS | 24 | Bournemouth | 31.6 2nd |

| | | | | | | | |
|------|-----------------|--------|-------|-------------------------|----|---------------|----------|
| T27 | 200 metre women | DIV 3 | 29.20 | 143 Hannah Dear | 20 | Surrey | n/a |
| T28 | 200 metre men | DIV 1 | 57.00 | 53 MARK COLEMAN | 28 | Bournemouth | 55 4th |
| T28 | 200 metre men | DIV 1 | 47.20 | 134 Hugh Dalton | 51 | SE Kent | 41.3 2nd |
| T28 | 200 metre men | DIV 1 | 46.80 | 138 Raymond Puttick | 53 | SE Kent | 42.7 3rd |
| T28 | 200 metre men | DIV 1 | 44.81 | 16 Daniel Shields | 21 | Worthing | 33.7 1st |
| T28 | 200 metre men | DIV 1 | 44.00 | 23 Leon Hess | 16 | Worthing | n/a |
| T28a | 200 metre men | DIV 1a | 43.00 | 116 Ross Backshall | 35 | Isle of Wight | 42.4 4th |
| T28a | 200 metre men | DIV 1a | 42.62 | 144 Owen Hughes | 15 | Surrey | 41.6 3rd |
| T28a | 200 metre men | DIV 1a | 38.50 | 52 DAVID MULLINGER | 36 | Bournemouth | 37.8 2nd |
| T28a | 200 metre men | DIV 1a | 37.00 | 11 Ashely Bidwell | 21 | Worthing | 32.5 1st |
| T29 | 200 metre men | DIV 2 | 34.00 | 15 Daniel Price | 15 | Worthing | 28.4 1st |
| T29 | 200 metre men | DIV 2 | 33.50 | 50 DANIEL NEWTON | 33 | Bournemouth | 33.3 3rd |
| T29 | 200 metre men | DIV 2 | 33.50 | 49 ARCHIE GORMAN | 17 | Bournemouth | 34.5 4th |
| T29 | 200 metre men | DIV 2 | 33.00 | 120 Christopher Burgess | 28 | Isle of Wight | 37.4 5th |
| T29 | 200 metre men | DIV 2 | 33.00 | 32 Oliver Grace | 17 | Worthing | 30.3 2nd |
| T30 | 200 metre men | DIV 3 | 32.80 | 7 Aurelius Burndam | 38 | Harrow | 34 5th |
| T30 | 200 metre men | DIV 3 | 32.00 | 14 Charlie Marshall | 16 | Worthing | 30.9 3rd |
| T30 | 200 metre men | DIV 3 | 31.97 | 31 Zack Luke | 19 | Worthing | 28.6 1st |
| T30 | 200 metre men | DIV 3 | | 156 Shane Dennis | | Redditch | 36.3 6th |
| T30 | 200 metre men | DIV 3 | 31.80 | 150 Mikael Undrom | 27 | Surrey | n/a |
| T30 | 200 metre men | DIV 3 | 31.10 | 73 James Mathiason | 31 | North London | 31.4 4th |
| T30 | 200 metre men | DIV 3 | 31.00 | 9 Barry Smith | 52 | Harrow | 30.4 2nd |
| T31 | 200 metre men | DIV 4 | 30.59 | 100 James Walding | | Eastbourne | n/a |
| T31 | 200 metre men | DIV 4 | 30.50 | 51 DAVID COOMBS | 26 | Bournemouth | 32 5th |
| T31 | 200 metre men | DIV 4 | 30.20 | 142 Ronnie Lee | 21 | Surrey | 30.2 4th |
| T31 | 200 metre men | DIV 4 | 29.80 | 139 Matthew Houghton | 18 | Surrey | 29.3 3rd |
| T31 | 200 metre men | DIV 4 | 29.50 | 8 Andrew Pinnock | 37 | Harrow | 28.2 1st |








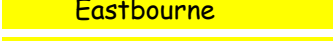








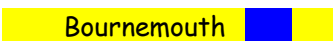


| | | | | | | | | |
|-----|---------------------|-------|--------|-----------------------|----|---------------|----------|-----|
| T31 | 200 metre men | DIV 4 | 29.00 | 70 Nicholas Akinola | 25 | North London | 28.9 | 2nd |
| T32 | 800 metre men | DIV 1 | 3m 57s | 123 Billy Baker | 61 | SE Kent | 4m 36.3s | 3rd |
| T32 | 800 metre men | DIV 1 | | 112 Neil Hoad | | Eastbourne | n/a | |
| T32 | 800 metre men | DIV 1 | 2m 57s | 87 Sean Fagan | 24 | Eastbourne | 3m 4.9s | 2nd |
| T33 | 800 metre men | DIV 2 | 2m 23s | 30 Sam Gratton | 21 | Worthing | 2m 33.5s | 1st |
| T33 | 800 metre men | DIV 2 | 2m 18s | 115 Ross Eglinton | 28 | Isle of Wight | 2m 29.6s | 2nd |
| T33 | 800 metre men | DIV 2 | 2m 13s | 153 Daniel Wolff | 21 | Surrey | 2m 15.5s | 1st |
| T33 | 800 metre men | DIV 2 | | 10 Gary Pryke | 27 | Harrow | n/a | |
| T34 | 4 x 100 Relay women | A | | 20 Jenna Linfield | 15 | Worthing | | |
| T34 | 4 x 100 Relay women | A | | 22 Kaya Gonitheid | 15 | Worthing | | |
| T34 | 4 x 100 Relay women | A | | 24 Lottie Alford | 14 | Worthing | | |
| T34 | 4 x 100 Relay women | A | | 28 Shami Fengua | 14 | Worthing | | |
| T34 | 4 x 100 Relay women | B | 85.00 | 64 Emmeline Rudge | 37 | Redditch | | |
| T34 | 4 x 100 Relay women | B | 85.00 | 65 Stacey Cave | 22 | Redditch | | |
| T34 | 4 x 100 Relay women | B | 85.00 | 66 Laurie Brooks | 31 | Redditch | | |
| T34 | 4 x 100 Relay women | B | 85.00 | 67 Lauren Francis | 25 | Redditch | | |
| T34 | 4 x 100 Relay women | C | 80.00 | 56 GEORGIA KIELY | 21 | Bournemouth | | |
| T34 | 4 x 100 Relay women | C | 80.00 | 58 JUDITH COOLING | 30 | Bournemouth | | |
| T34 | 4 x 100 Relay women | C | 80.00 | 59 ROBYN DAYSON-SMITH | 28 | Bournemouth | | |
| T34 | 4 x 100 Relay women | C | 80.00 | 60 VICKY COOMBS | 24 | Bournemouth | | |
| T35 | 4 x 100 Relay women | E | 72.00 | 35 Lucy Hopgood | 17 | SE Hants | | |
| T35 | 4 x 100 Relay women | E | 72.00 | 36 Amy Walker | 18 | SE Hants | | |
| T35 | 4 x 100 Relay women | E | 72.00 | 46 Joanne Shepherd | 37 | SE Hants | | |
| T35 | 4 x 100 Relay women | E | 72.00 | 47 Melanie Persaud | 40 | SE Hants | | |
| T35 | 4 x 100 Relay women | D | | 13 Charmaine Hughes | 16 | Worthing | | |
| T35 | 4 x 100 Relay women | D | | 18 Emily Scally | 14 | Worthing | | |
| T35 | 4 x 100 Relay women | D | | 19 Freya Parsons | 15 | Worthing | | |














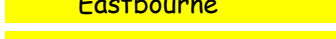













| | | | | | | |
|-----|---------------------|---|-------|-------------------------|----|---|
| T35 | 4 x 100 Relay women | D | | 26 Lisa Hanson | 35 |  |
| T36 | 4 x 100 Relay men | F | | 126 Adam Brownsword | 15 |  |
| T36 | 4 x 100 Relay men | F | | 127 Tom Brownsword | 21 |  |
| T36 | 4 x 100 Relay men | F | | 134 Hugh Dalton | 51 |  |
| T36 | 4 x 100 Relay men | F | | 138 Raymond Puttick | 53 |  |
| T36 | 4 x 100 Relay men | I | | 144 Owen Hughes | 15 |  |
| T36 | 4 x 100 Relay men | I | | 148 Paul Florence | 28 |  |
| T36 | 4 x 100 Relay men | I | | 150 Mikael Undrom | 27 |  |
| T36 | 4 x 100 Relay men | I | | 151 Dave Bysooa | 15 |  |
| T36 | 4 x 100 Relay men | H | | 11 Ashely Bidwell | 21 |  |
| T36 | 4 x 100 Relay men | H | | 29 Kieran Farley | 15 |  |
| T36 | 4 x 100 Relay men | H | | 32 Oliver Grace | 17 |  |
| T36 | 4 x 100 Relay men | H | | 34 Rhys Whithead | 15 |  |
| T36 | 4 x 100 Relay men | G | | 98 Andrew Rae | |  |
| T36 | 4 x 100 Relay men | G | | 112 Neil Hoad | |  |
| T36 | 4 x 100 Relay men | G | | 93 Adam Moors | |  |
| T36 | 4 x 100 Relay men | G | | 105 Alex Golding | |  |
| T37 | 4 x 100 Relay men | N | 69.00 | 39 Lee Frost | 45 |  |
| T37 | 4 x 100 Relay men | N | 69.00 | 40 Garry Price | 50 |  |
| T37 | 4 x 100 Relay men | N | 69.00 | 42 Stevie Howard | 18 |  |
| T37 | 4 x 100 Relay men | N | 69.00 | 48 Lee Cox | 34 |  |
| T37 | 4 x 100 Relay men | L | | 115 Ross Eglinton | 28 |  |
| T37 | 4 x 100 Relay men | L | | 117 Nathan Bound | 28 |  |
| T37 | 4 x 100 Relay men | L | | 118 Andy Powell | 35 |  |
| T37 | 4 x 100 Relay men | L | | 120 Christopher Burgess | 28 |  |
| T37 | 4 x 100 Relay men | M | | 74 Osman Mahmout | 30 | North London |
| T37 | 4 x 100 Relay men | M | | 75 Idris Onafuye | 30 | North London |















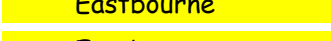


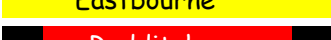







| | | | | | | |
|-----|-------------------|---|-------|-------------------------------|----|---|
| T37 | 4 x 100 Relay men | M | | 76 Bradley Possami | 14 | North London |
| T37 | 4 x 100 Relay men | M | | 78 Neil Santimano | 41 | North London |
| T37 | 4 x 100 Relay men | K | | 12 Blake Paxton | 16 |  Worthing  |
| T37 | 4 x 100 Relay men | K | | 14 Charlie Marshall | 16 |  Worthing  |
| T37 | 4 x 100 Relay men | K | | 17 Dougie Beighton | 14 |  Worthing  |
| T37 | 4 x 100 Relay men | K | | 27 Miles Cosham | 18 |  Worthing  |
| T37 | 4 x 100 Relay men | J | | 95 Daniel Poole | 24 | Eastbourne |
| T37 | 4 x 100 Relay men | J | | 84 David Bennett | 30 | Eastbourne |
| T37 | 4 x 100 Relay men | J | | 87 Sean Fagan | 24 | Eastbourne |
| T37 | 4 x 100 Relay men | J | | 110 Robert Moore | | Eastbourne |
| T38 | 4 x 100 Relay men | R | | 70 Nicholas Akinola | 25 | North London |
| T38 | 4 x 100 Relay men | R | | 72 Robbie Cahill | 19 | North London |
| T38 | 4 x 100 Relay men | R | | 73 James Mathiason | 31 | North London |
| T38 | 4 x 100 Relay men | R | | 77 Ashwarth Pushparja Sekaran | 15 | North London |
| T38 | 4 x 100 Relay men | T | 65.00 | 49 ARCHIE GORMAN | 17 | Bournemouth   |
| T38 | 4 x 100 Relay men | T | 65.00 | 50 DANIEL NEWTON | 33 | Bournemouth   |
| T38 | 4 x 100 Relay men | T | 65.00 | 51 DAVID COOMBS | 26 | Bournemouth   |
| T38 | 4 x 100 Relay men | T | 65.00 | 54 TREY FRY | 18 | Bournemouth   |
| T38 | 4 x 100 Relay men | O | | 1 Imran Ranji | 44 | Harrow |
| T38 | 4 x 100 Relay men | O | | 8 Andrew Pinnock | 37 | Harrow |
| T38 | 4 x 100 Relay men | O | | 9 Barry Smith | 52 | Harrow |
| T38 | 4 x 100 Relay men | O | | 10 Gary Pryke | 27 | Harrow |
| T38 | 4 x 100 Relay men | S | | 139 Matthew Houghton | 18 | Surrey |
| T38 | 4 x 100 Relay men | S | | 142 Ronnie Lee | 21 | Surrey |
| T38 | 4 x 100 Relay men | S | | 153 Daniel Wolff | 21 | Surrey |
| T38 | 4 x 100 Relay men | S | | 147 Mark Gorman | 18 | Surrey |
| T38 | 4 x 100 Relay men | Q | | 15 Daniel Price | 15 |  Worthing  |

| | | | | | | | | |
|-----|------------------------|-------|------|-----|---------------------|----|---|----------|
| T38 | 4 x 100 Relay men | Q | | 21 | Jordan Okonta | 18 |  | |
| T38 | 4 x 100 Relay men | Q | | 30 | Sam Gratton | 21 |  | |
| T38 | 4 x 100 Relay men | Q | | 31 | Zack Luke | 19 |  | |
| T38 | 4 x 100 Relay men | P | | 96 | Daniel Parks | |  | |
| T38 | 4 x 100 Relay men | P | | 99 | Conner Samuel | 20 |  | |
| T38 | 4 x 100 Relay men | P | | 100 | James Walding | |  | |
| T38 | 4 x 100 Relay men | P | | 108 | Joshua Tibbott | |  | |
| F1 | Standing Long Jump men | DIV 3 | 1.61 | 107 | Joshua Rawling | 21 |  | 1.66 1st |
| F1 | Standing Long Jump men | DIV 3 | 1.60 | 6 | Michael Reeves | 54 |  | 1.54 2nd |
| F1 | Standing Long Jump men | DIV 3 | 1.55 | 74 | Osman Mahmout | 30 | North London | 1.43 3rd |
| F1 | Standing Long Jump men | DIV 3 | 1.50 | 75 | Idris Onafuye | 30 | North London | 1.07 5th |
| F1 | Standing Long Jump men | DIV 3 | 1.46 | 148 | Paul Florence | 28 |  | 1.31 4th |
| F2 | Standing Long Jump men | DIV 4 | 1.34 | 105 | Alex Golding | |  | 1.44 1st |
| F2 | Standing Long Jump men | DIV 4 | 1.25 | 78 | Neil Santimano | 41 | North London | n/a |
| F2 | Standing Long Jump men | DIV 4 | 1.25 | 111 | Aaron French | |  | 1.03 5th |
| F2 | Standing Long Jump men | DIV 4 | 1.15 | 98 | Andrew Rae | |  | 1.16 3rd |
| F2 | Standing Long Jump men | DIV 4 | 1.15 | 102 | Christopher Wedlake | |  | 1.29 2nd |
| F2 | Standing Long Jump men | DIV 4 | | 154 | Phillip Batholemew | |  | 1.06 4th |
| F3 | Javelin women | DIV 1 | 9.20 | 28 | Shami Fengua | 14 |  | 6.15 1st |
| F3 | Javelin women | DIV 1 | 5.90 | 24 | Lottie Alford | 14 |  | 5.7 2nd |
| F3 | Javelin women | DIV 1 | 5.80 | 22 | Kaya Gonittheir | 15 |  | 5.6 3rd |
| F4 | Javelin men | DIV 1 | 9.20 | 33 | Toby Chadwick | 11 |  | 8.55 1st |
| F4 | Javelin men | DIV 1 | 7.20 | 16 | Daniel Shields | 21 |  | 11.55 DQ |
| F5 | Long Jump women | DIV 1 | 3.15 | 13 | Charmaine Hughes | 16 |  | 3.16 1st |
| F5 | Long Jump women | DIV 1 | 3.10 | 19 | Freya Parsons | 15 |  | n/a |
| F5 | Long Jump women | DIV 1 | 3.06 | 18 | Emily Scally | 14 |  | 2.73 2nd |
| F6 | Long Jump women | DIV 2 | 2.40 | 20 | Jenna Linfield | 15 |  | 2.01 2nd |

| | | | | | | | | |
|-----|--------------------|-------|-------|-------------------------------|----|---------------|-------|-----|
| F6 | Long Jump women | DIV 2 | 1.96 | 122 Sarah Beane | 34 | Isle of Wight | 2.08 | 1st |
| F6 | Long Jump women | DIV 2 | 1.72 | 79 Emily Spiers | 19 | North London | 1.53 | 3rd |
| F7 | Shot Put 4kg men | DIV 1 | 11.90 | 127 Tom Brownsword | 21 | SE Kent | 9.7 | 2nd |
| F7 | Shot Put 4kg men | DIV 1 | 10.40 | 8 Andrew Pinnock | 37 | Harrow | 11.12 | 1st |
| F7 | Shot Put 4kg men | DIV 1 | 8.76 | 146 Nicholas Silver | 20 | Surrey | 8.7 | 4th |
| F7 | Shot Put 4kg men | DIV 1 | 8.57 | 27 Miles Cosham | 18 | Worthing | 8.8 | 3rd |
| F8 | Shot Put 4kg men | DIV 2 | 7.42 | 130 Jimmy Bryant | 59 | SE Kent | 3.55 | 4th |
| F8 | Shot Put 4kg men | DIV 2 | 7.01 | 125 Graham Dray | 43 | SE Kent | 6.91 | 1st |
| F8 | Shot Put 4kg men | DIV 2 | 6.98 | 44 Gary Dridge | 47 | SE Hants | 5.1 | 3rd |
| F8 | Shot Put 4kg men | DIV 2 | 6.88 | 90 Phillip Higson | 26 | Eastbourne | 6.65 | 2nd |
| F9 | High Jump - OPEN | DIV 1 | 1.20 | 60 VICKY COOMBS | 24 | Bournemouth | 1.15 | 2nd |
| F9 | High Jump - OPEN | DIV 1 | 1.25 | 126 Adam Brownsword | 15 | SE Kent | 1.42 | 1st |
| F10 | Shot Put 3kg women | DIV 1 | 5.08 | 113 Georgina Lee | 22 | Eastbourne | 5.56 | 1st |
| F10 | Shot Put 3kg women | DIV 1 | 5.07 | 26 Lisa Hanson | 35 | Worthing | 4.62 | 2nd |
| F10 | Shot Put 3kg women | DIV 1 | 4.25 | 92 Victoria Knight | 27 | Eastbourne | 4.19 | 3rd |
| F10 | Shot Put 3kg women | DIV 1 | 3.75 | 59 ROBYN DAYSON-SMITH | 28 | Bournemouth | 3.3 | 4th |
| F11 | Shot Put 3kg women | DIV 2 | 3.49 | 46 Joanne Shepherd | 37 | SE Hants | 3.82 | 1st |
| F11 | Shot Put 3kg women | DIV 2 | 3.01 | 103 Becky Saunders | 13 | Eastbourne | 2.23 | 2nd |
| F11 | Shot Put 3kg women | DIV 2 | 2.33 | 109 Laura Ross | | Eastbourne | 1.69 | 3rd |
| F11 | Shot Put 3kg women | DIV 2 | 3.80 | 68 Stacey Everill | 29 | Redditch | 5.04 | DQ |
| F12 | Long Jump men | DIV 1 | 5.64 | 21 Jordan Okonta | 18 | Worthing | 5.38 | 1st |
| F12 | Long Jump men | DIV 1 | 5.22 | 30 Sam Gratton | 21 | Worthing | 5.17 | 2nd |
| F12 | Long Jump men | DIV 1 | 4.71 | 100 James Walding | | Eastbourne | 4.5 | 3rd |
| F13 | Long Jump men | DIV 2 | 4.16 | 141 Luke Ayios | 16 | Surrey | 4.22 | 1st |
| F13 | Long Jump men | DIV 2 | 4.00 | 70 Nicholas Akinola | 25 | North London | 3.63 | 3rd |
| F13 | Long Jump men | DIV 2 | 3.75 | 77 Ashwarth Pushparja Sekaran | 15 | North London | 3.87 | 2nd |
| F13 | Long Jump men | DIV 2 | 3.74 | 150 Mikael Undrom | 27 | Surrey | n/a | |

| | | | | | | | |
|-----|--------------------------|-------|-------|----------------------|----|---|-----------|
| F14 | Softbal Throw men | DIV 1 | 19.54 | 62 Jonathan Wedgbury | 42 |  | 21.25 2nd |
| F14 | Softbal Throw men | DIV 1 | 18.20 | 119 Charlie Burgess | 32 |  | 19.78 4th |
| F14 | Softbal Throw men | DIV 1 | 18.00 | 2 Jonathan Smith | 39 |  | 16.45 5th |
| F14 | Softbal Throw men | DIV 1 | 17.60 | 61 Richard Daykin | 36 |  | 21.3 3rd |
| F14 | Softbal Throw men | DIV 1 | 16.60 | 117 Nathan Bound | 28 |  | n/a |
| F14 | Softbal Throw men | DIV 1 | 15.45 | 41 Ian Hardwick | 41 |  | 15.72 6th |
| F14 | Softbal Throw men | DIV 1 | | 156 Shane Dennis | |  | 24.71 1st |
| F15 | Standing Long Jump men | DIV 1 | 2.70 | 147 Mark Gorman | 18 |  | 2.16 1st |
| F15 | Standing Long Jump men | DIV 1 | 2.19 | 108 Joshua Tibbott | |  | n/a |
| F15 | Standing Long Jump men | DIV 1 | 2.00 | 1 Imran Ranji | 44 |  | n/a |
| F15 | Standing Long Jump men | DIV 1 | 2.00 | 86 Matt Fricker | |  | 2.05 2nd |
| F16 | Standing Long Jump women | DIV 1 | 1.47 | 106 Elizabeth Brown | |  | 1.24 4th |
| F16 | Standing Long Jump women | DIV 1 | 1.46 | 35 Lucy Hopgood | 17 |  | 1.65 1st |
| F16 | Standing Long Jump women | DIV 1 | 1.43 | 145 Alice Scott | 21 |  | 1.42 2nd |
| F16 | Standing Long Jump women | DIV 1 | 1.40 | 114 Katie Redfern | |  | n/a |
| F16 | Standing Long Jump women | DIV 1 | 1.30 | 152 Lauren McColl | 19 |  | 1.35 3rd |
| F17 | Long Jump men | DIV 3 | 3.65 | 96 Daniel Parks | |  | 3.27 3rd |
| F17 | Long Jump men | DIV 3 | 3.50 | 15 Daniel Price | 15 |  | 3.51 1st |
| F17 | Long Jump men | DIV 3 | 3.50 | 32 Oliver Grace | 17 |  | 3.28 2nd |
| F18 | Long Jump men | DIV 4 | 3.25 | 31 Zack Luke | 19 |  | 3.62 1st |
| F18 | Long Jump men | DIV 4 | 3.20 | 76 Bradley Possami | 14 | North London | 3.26 3rd |
| F18 | Long Jump men | DIV 4 | 3.19 | 99 Conner Samuel | 20 |  | 3.38 2nd |
| F18 | Long Jump men | DIV 4 | 3.00 | 51 DAVID COOMBS | 26 |  | 2.67 4th |
| F18 | Long Jump men | DIV 4 | 2.81 | 127 Tom Brownsword | 21 |  | n/a |
| F18 | Long Jump men | DIV 4 | 2.80 | 73 James Mathiason | 31 | North London | 2.31 5th |
| F19 | Shot Put 4kg men | DIV 3 | 6.75 | 12 Blake Paxton | 16 |  | 7.32 1st |
| F19 | Shot Put 4kg men | DIV 3 | 6.50 | 50 DANIEL NEWTON | 33 |  | 6.68 2nd |

| | | | | | | | |
|-----|--------------------------|-------|-------|----------------------|----|---|-----------|
| F19 | Shot Put 4kg men | DIV 3 | 6.46 | 25 Luke Hibberd | 18 |  | 6.1 3rd |
| F19 | Shot Put 4kg men | DIV 3 | 6.41 | 129 Rocky Norman | 46 |  | 3.63 4th |
| F20 | Shot Put 4kg men | DIV 4 | 6.05 | 40 Garry Price | 50 |  | 5.5 4th |
| F20 | Shot Put 4kg men | DIV 4 | 5.58 | 17 Dougie Beighton | 14 |  | 6.44 1st |
| F20 | Shot Put 4kg men | DIV 4 | 5.55 | 48 Lee Cox | 34 |  | 6.08 2nd |
| F20 | Shot Put 4kg men | DIV 4 | 5.45 | 45 Kieran Harris | 32 |  | 5.72 3rd |
| F21 | Softbal Throw men | DIV 2 | 12.43 | 132 Robert Stacey | 44 |  | 10.4 2nd |
| F21 | Softbal Throw men | DIV 2 | 11.18 | 63 Steven Cooper | 31 |  | 11.72 1st |
| F21 | Softbal Throw men | DIV 2 | 10.00 | 3 Logan Anslow | 12 |  | 16.85 DQ |
| F22 | Softbal Throw men | DIV 3 | 9.87 | 85 Scott Easton | |  | n/a |
| F22 | Softbal Throw men | DIV 3 | 9.50 | 53 MARK COLEMAN | 28 |  | 10.15 3rd |
| F22 | Softbal Throw men | DIV 3 | 9.10 | 133 Ralph Measor | 47 |  | 11.26 2nd |
| F22 | Softbal Throw men | DIV 3 | 8.50 | 69 Graham Robb | 42 |  | 12.6 1st |
| F22 | Softbal Throw men | DIV 3 | 4.80 | 88 Nick Humphries | |  | 7.71 4th |
| F23 | Standing Long Jump women | DIV 2 | 1.28 | 104 Kristiane Zeitun | |  | n/a |
| F23 | Standing Long Jump women | DIV 2 | 1.00 | 5 Shaida Ghorbanian | 24 |  | 1.05 1st |
| F23 | Standing Long Jump women | DIV 2 | 0.90 | 55 BETHAN HARRIES | 20 |  | 1.05 1st |
| F23 | Standing Long Jump women | DIV 2 | 0.83 | 149 Sophia Lewis | 13 |  | 0.42 5th |
| F23 | Standing Long Jump women | DIV 2 | | 136 Lucy Appleton | |  | 0.95 3rd |
| F23 | Standing Long Jump women | DIV 2 | | 157 Jessica Hiles | |  | 0.86 4th |
| F24 | Standing Long Jump men | DIV 2 | 1.93 | 142 Ronnie Lee | 21 |  | 1.82 3rd |
| F24 | Standing Long Jump men | DIV 2 | 1.93 | 84 David Bennett | 30 |  | 1.84 2nd |
| F24 | Standing Long Jump men | DIV 2 | 1.85 | 110 Robert Moore | |  | 1.9 1st |
| F24 | Standing Long Jump men | DIV 2 | 1.81 | 87 Sean Fagan | 24 |  | 1.81 4th |
| F24 | Standing Long Jump men | DIV 2 | 1.74 | 95 Daniel Poole | 24 |  | n/a |
| F25 | Softball Throw women | DIV 1 | 19.27 | 140 Hannah Kemp | 18 |  | 18.1 2nd |
| F25 | Softball Throw women | DIV 1 | 16.08 | 66 Laurie Brooks | 31 |  | 19.05 1st |

| | | | | | | | |
|-----|----------------------|-------|-------|----------------------|----|---|-----------|
| F25 | Softball Throw women | DIV 1 | 14.00 | 4 Analise Fifer | 40 |  | 16.7 4th |
| F25 | Softball Throw women | DIV 1 | 13.93 | 64 Emmeline Rudge | 37 |  | 16.83 3rd |
| F26 | Long Jump men | DIV 5 | 2.75 | 72 Robbie Cahill | 19 | North London | 2.77 2nd |
| F26 | Long Jump men | DIV 5 | 2.70 | 23 Leon Hess | 16 |  n/a | |
| F26 | Long Jump men | DIV 5 | 2.66 | 39 Lee Frost | 45 |  | 2.58 4th |
| F26 | Long Jump men | DIV 5 | 2.60 | 54 TREY FRY | 18 |  | 2.81 1st |
| F26 | Long Jump men | DIV 5 | 2.60 | 29 Kieran Farley | 15 |  | 2.75 3rd |
| F26 | Long Jump men | DIV 5 | 2.50 | 34 Rhys Whithead | 15 |  n/a | |
| F27 | Shot Put 4kg men | DIV 5 | 5.30 | 94 Craig Post | 31 |  | 4.02 4th |
| F27 | Shot Put 4kg men | DIV 5 | 5.10 | 39 Lee Frost | 45 |  | 4.49 3rd |
| F27 | Shot Put 4kg men | DIV 5 | 4.90 | 37 Paul Webb | 45 |  | 4.95 1st |
| F27 | Shot Put 4kg men | DIV 5 | 4.80 | 131 Wayne Jarvis | 46 |  | 3.22 5th |
| F27 | Shot Put 4kg men | DIV 5 | 4.50 | 52 DAVID MULLINGER | 36 |  | 4.76 2nd |
| F28 | Softball Throw women | DIV 2 | 12.00 | 58 JUDITH COOLING | 30 |  | 14.24 1st |
| F28 | Softball Throw women | DIV 2 | 10.88 | 65 Stacey Cave | 22 |  | 13.91 2nd |
| F28 | Softball Throw women | DIV 2 | 10.15 | 101 Jo Watson | 41 |  | 8.85 3rd |
| F28 | Softball Throw women | DIV 2 | 8.71 | 82 Joanne Abt | |  | 7.5 6th |
| F28 | Softball Throw women | DIV 2 | 8.60 | 135 Jane Weatherhead | 51 |  | 8.6 5th |
| F28 | Softball Throw women | DIV 2 | 8.50 | 83 Stacey Barton | |  | 6.44 7th |
| F28 | Softball Throw women | DIV 2 | 8.12 | 67 Lauren Francis | 25 |  | 8.75 4th |
| F29 | Shot Put 4kg men | DIV 6 | 4.15 | 14 Charlie Marshall | 16 |  | 4.92 1st |
| F29 | Shot Put 4kg men | DIV 6 | 3.54 | 38 Andrew Sparks | 43 |  | 4 2nd |
| F29 | Shot Put 4kg men | DIV 6 | 2.30 | 89 Robert Hammond | 43 |  n/a | |
| F30 | Long Jump men | DIV 6 | 2.10 | 11 Ashely Bidwell | 21 |  | 2.34 1st |
| F30 | Long Jump men | DIV 6 | 2.05 | 71 Louis Baker | 32 | North London | 2.27 2nd |
| F30 | Long Jump men | DIV 6 | 1.48 | 125 Graham Dray | 43 |  | 1.29 4th |
| F30 | Long Jump men | DIV 6 | 1.45 | 118 Andy Powell | 35 |  | 1.41 3rd |

| | | | | | | | | |
|-----|------------------------|-------|------|----------------------------------|----|---------------|------|-----|
| F31 | Standing Long Jump men | DIV 5 | 1.10 | 81 Connor Gilmore | 10 | North London | 1.12 | 2nd |
| F31 | Standing Long Jump men | DIV 5 | 1.10 | 42 Stevie Howard | 18 | SE Hants | 1.37 | 1st |
| F31 | Standing Long Jump men | DIV 5 | 1.10 | 43 Matthew Heaney | 21 | SE Hants | 0.92 | 4th |
| F31 | Standing Long Jump men | DIV 5 | 1.09 | 128 Paul Griffin | 49 | SE Kent | 1.11 | 3rd |
| F31 | Standing Long Jump men | DIV 5 | 1.06 | 124 John Byrne | 53 | SE Kent | 1.44 | DQ |
| F32 | Standing Long Jump men | DIV 6 | 0.85 | 91 Jo Humphries | | Eastbourne | 0.84 | 1st |
| F32 | Standing Long Jump men | DIV 6 | 0.79 | 93 Adam Moors | | Eastbourne | 0.99 | DQ |
| F32 | Standing Long Jump men | DIV 6 | 0.50 | 151 Dave Bysooa | 15 | Surrey | 0.41 | 2nd |
| F33 | Softball Throw women | DIV 3 | 6.98 | 155 Sarah Todd | | Redditch | n/a | |
| F33 | Softball Throw women | DIV 3 | 6.60 | 137 Fiona von Bohlen und Halbach | 36 | SE Kent | 5.45 | 2nd |
| F33 | Softball Throw women | DIV 3 | 5.75 | 121 Anna-Rosa Cretella | 37 | Isle of Wight | 6.65 | 1st |
| F33 | Softball Throw women | DIV 3 | 5.00 | 57 JENNIFER RYLAND | 30 | Bournemouth | 4.36 | 3rd |
| F33 | Softball Throw women | DIV 3 | 4.60 | 97 Katy Rose | | Eastbourne | n/a | |
| F33 | Softball Throw women | DIV 3 | 4.25 | 80 Po Ting Wan | 39 | North London | 3.9 | 4th |
| | 4 x 100 Relay men | | | 7 Aurelius Burndam | 38 | Harrow | | |